

Cabela's® Cleaning Station Assembly Instructions

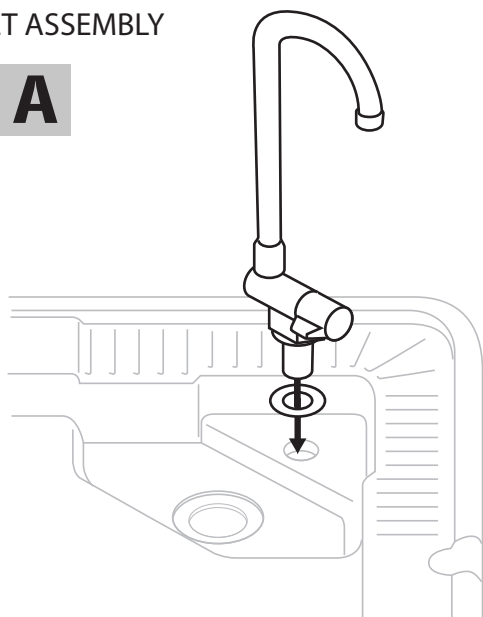
Step 1:

MAKE SURE LEGS ARE COMPLETELY LOCKED IN POSITION BEFORE USING

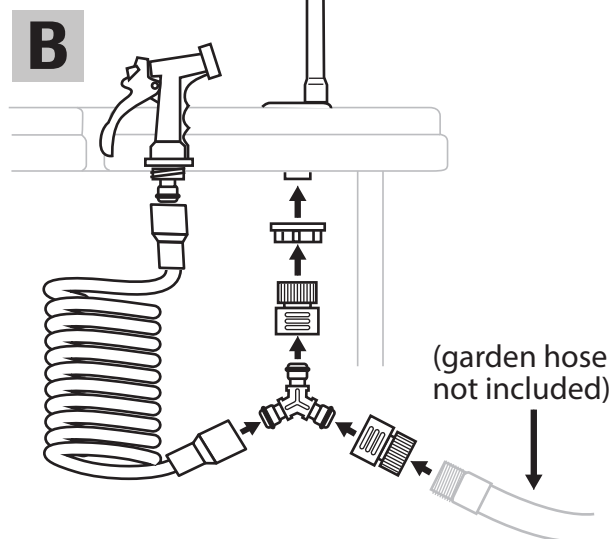
Step 2:

INSTALL FAUCET ASSEMBLY TO TABLE

A



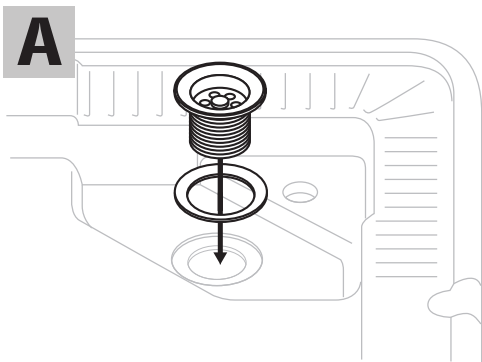
B



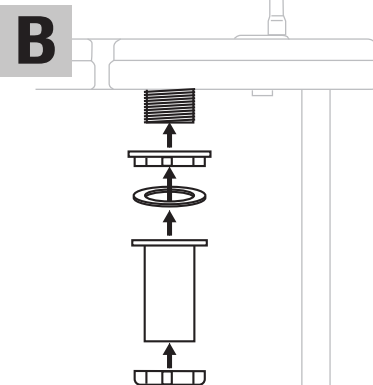
Step 3:

INSTALL DRAIN ASSEMBLY TO TABLE

A

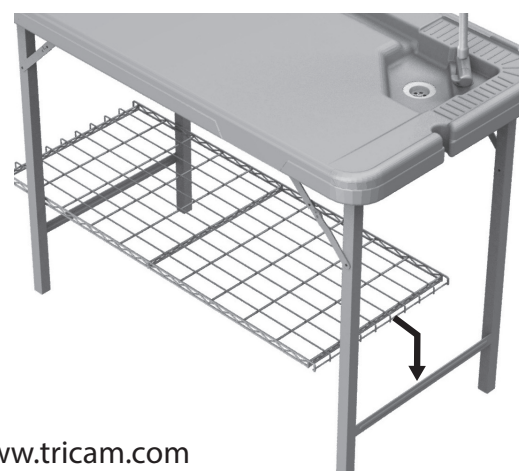


B



Step 4:

PLACE LOWER RACK ONTO LEGS



Tricam

7677 Equitable Drive, Eden Prairie, MN 55344 1-800-867-6763 • www.tricam.com

WARNINGS: DO NOT DRINK WATER FROM FAUCET. DO NOT SIT OR STAND ON TABLE. DO NOT EXCEED THE OVERALL LOAD CAPACITY OF 150 LBS. DO NOT ALLOW CHILDREN TO USE THIS TABLE WITHOUT SUPERVISION. AVOID ALL PINCH POINTS.

PROP 65 WARNING: THIS PRODUCT MAY CONTAIN A CHEMICAL KNOWN TO THE STATE OF CALIFORNIA TO CAUSE CANCER, BIRTH DEFECTS, OR OTHER REPRODUCTIVE HARM.